




E2000 FIBER OPTIC PATCH CORDS

Description

The E2000* connectors used are featured with spring-loaded shutters that open when engaged and close when disengaged protecting ferrules from dust and scratches. The connector's push-pull latching mechanism clicks when fully inserted.

In addition to basic testing, some mechanical and environmental tests per IEC or Telcordia are also performed periodically to guarantee the best quality. For standard patch cords, sampling check is performed on ferrule geometry to ensure high percentage of polished connectors meeting GR-326 requirements. For premium grade, ferrule geometry is tested on all patch cords to meet these requirements.



Other than standard single mode and multimode fibers, G655, OM2, and OM3 fibers are also available upon request. Flame retardant grade cable sheathing options are offered. Riser rated cable will be provided as standard. LSZH and Plenum can be provided upon request

*The E2000 connectors are manufactured under license of Diamond SA.

Features

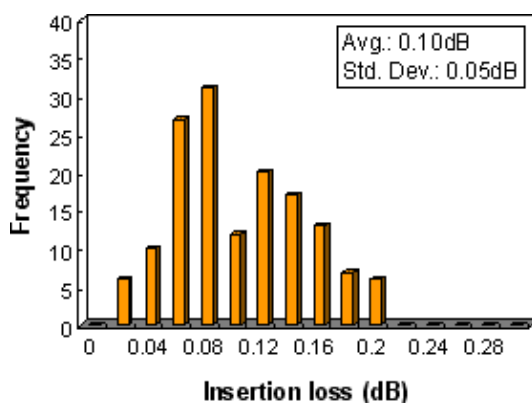
- Push-pull latching mechanism
- Protected by spring-loaded shutters
- Low insertion loss and high return loss
- Materials meet RoHS requirements
- Riser, Plenum, or LSZH cables

Applications

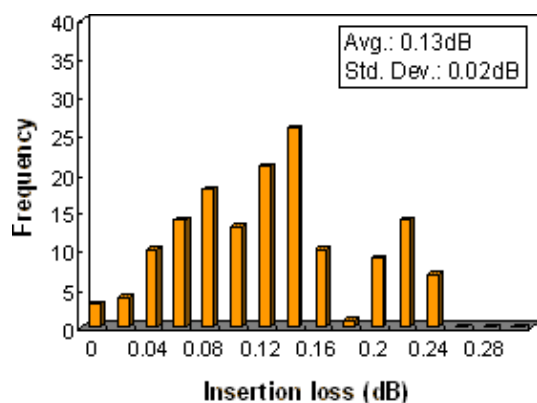
- Telecommunication
- Computer networks
- CATV networks
- Active device termination
- Instrumentation

Optical Performance Distribution

Insertion Loss, SM 9/125um PC



Insertion Loss, SM 9/125um APC

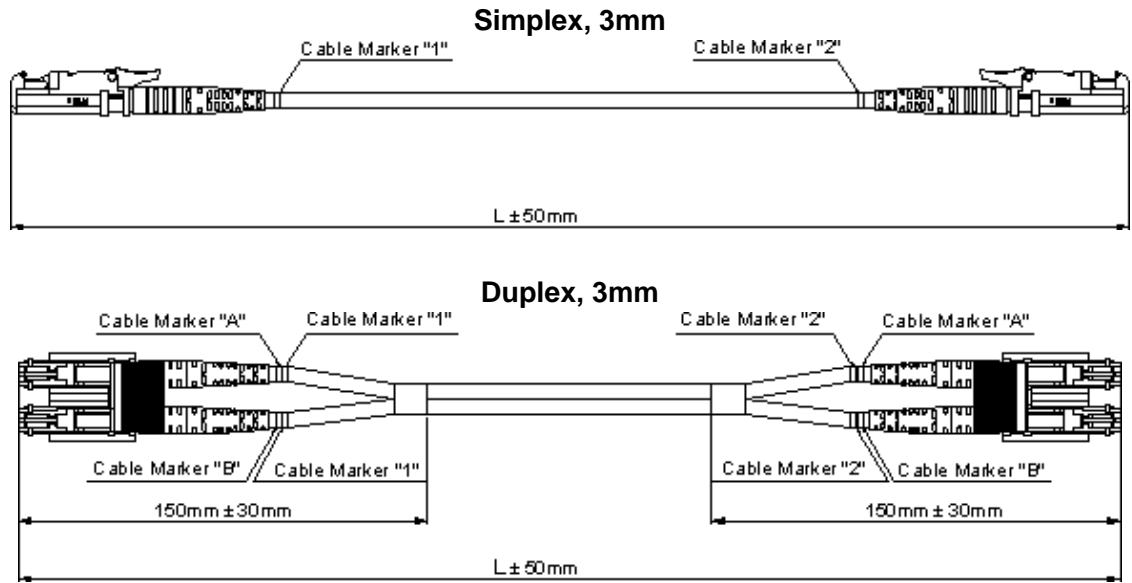


* Typical performance charts and actual data may vary from lot to lot.

Specifications

Characteristics	Unit	Value/Performance			Comments		
		SM		MM			
		PC	APC				
Basic							
Insertion Loss (IL)	dB	≤0.3			IEC 61300-3-4		
Return Loss (RL)	dB	SPC≥45 UPC≥50	≥60	≥23	IEC 61300-3-6		
Endurance	dB	ΔIL≤0.2			IEC 61300-2-2, coupling and uncoupling 500 cycles, clean every 25 cycles		
Operating Temperature	°C	-20 ~ +70					
Storage Temperature	°C	-40 ~ +70					
Ferrule end-face geometry							
Radius of Curvature (R)	mm	7-25	5-12	NA	Telcordia GR326(4.4.5)		
Apex Offset	um	≤50		NA	Telcordia GR325(4.4.5)		
Fiber Protrusion	nm	≤50	≤100	NA	Telcordia GR326(4.4.5)		
Fiber Under Cut	nm	≤125@ R=7-10	≤100	NA	Telcordia GR326(4.4.5). For PC, Under Cut ≤-0.02R ³ +1.3R ² -31R+325 when R=10-25mm		
Mechanical							
Drop	dB	ΔIL≤0.2			IEC 61300-2-12, 1.5m, 5 drops, no damage		
Vibration	dB	ΔIL≤0.2			IEC 61300-2-1, 10-55Hz, 0.75mm amplitude, 0.5 hrs/axis		
Flex	dB	ΔIL≤0.2			Telcordia GR326(4.4.3.2), 0.9kg, ±90°, 100cycles, for 2mm or larger cable		
Twist	dB	ΔIL≤0.2			Telcordia GR326(4.4.3.3), 1.35kg load, ±2.5 turns, 10 cycles, for 2mm or larger cable		
Pull Proof	dB	ΔIL≤0.2			Telcordia GR326(4.4.3.4), 3.4kg at 90°, 6.8kg at 0°, for 2mm or larger cable		
Coupling strength	dB	ΔIL≤0.2			IEC 61300-2-6, 4.2kg, 2min		
Static Bending	dB	ΔIL≤0.2			IEC 794-1-2, 60mm diameter 10 turns		
Crushing	dB	ΔIL≤0.2			IEC 794-1-2, 102kg for 2mm or larger cable, 10.2kg for 900m cable		
Environmental							
Cold	dB	ΔIL≤0.2			IEC 61300-2-17, -20°C, 96 hrs		
Dry Heat	dB	ΔIL≤0.2			IEC 61300-2-18, 70°C, 96 hrs		
Damp Heat	dB	ΔIL≤0.2			IEC 61300-2-19, 40°C, 95%RH, 96 hrs		
Transmission							
Characteristics	Unit	G652 SM	G655 SM	Std. 50um	62.5um	OM2	OM3
Max. Attenuation	dB/km (nm)	0.4/0.3 (1310/1550)	0.3 (1550)	2.8 (850)	3.0 (850)	2.8 (850)	2.8 (850)
Min. Bandwidth	MHz•km (nm)	-	-	500/500 (850/1300)	200/200 (850/1300)	750 (850)	2000 (850)
Dispersion Coefficient	ps/ nm ² •km	≤3.0 (1310nm)	2.6-6.0 (1550nm)	-	-	-	-

Dimensional Drawing



Ordering Information

Part Number: **PC-E2 A E2 U S R R 3.0-6**

1 2 3 4 5 6 7 8 9

1 Connector #1	E2=E2000, S=SC, F=FC, T=ST, L=LC, DN=DIN, M=MU, MR=MTRJ, etc.
2 Finish 1 or Gender 1	S=SPC, U=UPC, A=APC, P=PC; for MTRJ, F=Female, M=Male
3 Connector #2	P=Pigtail (no connector at this end), E2=E2000, S=SC, F=FC, L=LC, etc.
4 Finish 2 or Gender 2	S=SPC, U=UPC, A=APC, P=PC; for MTRJ, F=Female, M=Male, T=Pigtail
5 Cable Type	S=Simplex, D=Duplex Straight, X=Duplex Reverse
6 Fiber	R=SM(G652), K=62.5um, C=50um, B=OM2, A=OM3, W=SM(G655)
7 Cable Jacket	R=Riser, P=Plenum, L=LSZH
8 Cable Diameter	3.0=Ø3.0mm, 2.0=Ø2.0mm, 0.9=Ø0.9mm, etc.
9 Cable Length	Length in meter, i.e. 6=6m

Products manufactured in ISO 9001 certified facilities



Pacific Interconnections • www.pacificinterco.com • 425-2779527

We reserve the rights to make any changes to the product(s) or information contained herein without notice. No liability is assumed.